

EAST HERTS COUNCIL

EXECUTIVE – 3 JUNE 2014

MONTHLY CORPORATE HEALTHCHECK – MARCH 2014 / QUARTER 4

REPORT BY THE LEADER OF THE COUNCIL

WARD (S) AFFECTED: All

Purpose/Summary of Report:

- To set out an exception report on finance, performance and risk monitoring for East Herts Council for March and Quarter 4 for 2014.
-

<u>RECOMMENDATION FOR EXECUTIVE:</u> that	
(A)	the budgetary variances set out in paragraph 2.1 of the report be noted;
(B)	The following Capital Programme changes be approved:
	<ul style="list-style-type: none">• ICT Projects – Request for total slippage of £159,160 over various projects. The majority of the outstanding schemes will complete in early 2014/15.• Footbridge over River Stort - £87,400. Retention payment held pending resolution of contractual issues.• Heart of Bishop Stortford, Market Improvement Scheme - £45,300. Scheme still in development stage.• Slippage on various other schemes totalling £42,430 on various other schemes.• Total slippage into 2014/15 of £334,290.
(C)	the controls and scores listed in the strategic risk register for the period January to March 2014, as detailed at paragraph 2.26, be noted.

1.0 Background

1.1 This is the finance, performance and risk monitoring report for the council.

1.2 Each report will contain a breakdown of the following information by each corporate priority where remedial action is needed:

- Salary, Capital and Revenue variance.
- Performance information (based on the performance indicator suite that is reported on a monthly basis and where relevant quarterly data) and also the Directorate's position in respect to payment of invoices and sickness absence.
- Risk information

1.3 **Essential Reference Paper 'B'** shows the full set of performance indicators that are reported on a monthly basis.

Essential Reference Paper 'C' shows summarised information on salary costs.




Essential Reference Paper 'D' shows detailed information on the capital programme.



Essential Reference Paper 'E' shows explanations of variances on the Revenue Budget reported in previous months.

Essential Reference Paper 'F' shows the council's 2013/14 savings.

Essential Reference Paper 'G' shows the January to March 2014 strategic risk register.

The codes used in relation to performance indicator monitoring are as follows:

Status	
	This PI is 6% or more off target.
	This PI is 1-5% off target.
	This PI is on target.

Short Term Trends	
	The value of this PI has changed in the short term.
	The value of this PI has not changed in the short term.

2.0 Report – Directorate Position

REVENUE FINANCIAL SUMMARY

- 2.1 The financial aspects of this report are based on budgetary information from April 2013 to March 2014. The accountancy section and senior managers are currently working on the closure of the Council's accounts; therefore the financial figures detailed below are 'provisional' pending completion of the closure process.

	Position as at 31.03.14				Projected Position year end	
	Favourable £000	Adverse £000	Favourable Variance since last month £000	Adverse Variance since last month £000	Favourable £000	Adverse £000
(1) People						
New Homes Bonus Grant	20	0	0	0	20	0
Collection Fund Balance	55	0	0	0	61	0
Hillcrest Hostel Rent Income	0	31	0	1	0	31
Environmental Action Grants	28	0	0	4	22	0
Land Charge Income	81	0	18	0	80	0
Staff salaries (Essential Reference Paper 'C').	0	103	0	59	0	103
Customer Services – security	6	0	1	0	5	0
Revenues and Benefits Services - Recovery Of Summons Costs	11	0	11	0	19	0

(1) People (cont.)							
Revenues and Benefits Service – Prosecution costs	14	0	14	0	0	9	
Revenues and Benefits Service – Net Cost of printing /postage	4	0	4	0	4	0	
Revenues and Benefits Service – Overpayments Recovery and Bad Debt Provision.	0	20	0	20	0	20	
Welfare Reform	58	0	0	0	60	0	
(2) Place							
Hertford Theatre - Income	101	0	0	69	56	0	
Hertford Theatre - Equipment	0	7	0	7	0	10	
Community Safety	11	0	1	0	12	0	
Green Waste Collection	43	0	0	1	43	0	
Recycling – Contributions from Other Authorities	138	0	411	0	138	0	
Domestic Refuse – Contract costs	200	0	24	0	1	0	
Maintenance of Recycling Banks	9	0	1	0	9	0	

(2) Place(Cont.)

Commercial and Clinical Waste Collection	2	0	0	0	2	0
Clinical Waste income	18	0	0	0	18	0
Street Cleansing	16	0	23	0	21	0
Grounds Maintenance(Net)	10	0	0	37	0	20
Parks and Open Spaces	51	0	0	8	51	0
Grounds Maintenance Income	0	10	26	0	0	23
Playground Inspection	2	0	0	8	2	0
Kerbside Dry Recyc. Collection	0	15	0	11	0	15
Textiles Bank (Net)	0	18	0	12	0	16
Trade Waste income	30	0	0	1	35	0
Trade Waste Collection Contract	0	16	0	3	0	16
Environ Protection Parish Litter	0	1	0	2	0	1
Paper Bank Income	0	21	0	4	0	14
Dry Recycling	0	70	187	0	0	71
Animal Services and pest Control	9	0	1	0	9	0
Pest Control Income	0	7	0	2	0	5

(2) Place (Cont.)							
Pitch Maintenance	0	3	0	2	3	0	
Grounds Maintenance – Churchyards	2	0	0	2	2	0	
Leisure Services Income	0	18	0	111	0	19	
Development Plans Service – LDF Upkeep budget not required for 2013/14.	36	0	19	0	36	0	
Repayment of Housing Grant	9	0	12	0	9	0	
Prevention of Repossession	10	0	1	0	13	0	
Houses in Multiple Occupation	13	0	4	0	10	0	
Priority Spend	174	0	204	0	175	0	
Neighbourhood Services – increased License fees and income	19	0	0	21	19	0	
Housing Options - Net budget variance	6	0	4	0	9	0	
Environmental Pollution (Net)	1	0	0	28	1	0	
(3) Prosperity							
Development Management income	458	0	0	98	458	0	
Pre Application Advice Income	33	0	2	0	33	0	
Development Management Cost of Appeals	0	331	0	321	0	331	

(3) Prosperity (Cont.)

Building Control Income	0	28	0	28	0	33
Building Control travel expenses	0	4	0	0	0	4
Pay and Display Car Park Income	0	118	18	0	0	134
Investment Interest	0	65	0	25	0	196
Car Park Enforcement Contract.	150	0	0	68	151	0
Supermarket Reimbursement.	45	0	0	0	45	0
Parking Repairs & Maintenance.	0	7	10	0	0	7
Parking – PCN Income.	0	80	0	6	0	80
Parking - Gascogne Way – car washing.	0	8	1	0	0	8
Parking – Bishop Stortford Season tickets.	10	0	0	13	9	0
Customer Services & Parking	0	15	0	25	0	15
Public Conveniences – Cleaning Contract.	4	0	0	3	4	0
Housing Options – Government Grant	0	0	0	0	50	0
Supplies and Services Base Budget reduction	38	0	0	0	38	0

- 2.2 Subject to all other budgets being equal, this would result in an underspend of £605,000.
- 2.3 A forecast under spend of £200k for the Domestic Refuse Collection contract has not been included in the table at 2.1. In line with the business case for SPARC (Separate paper and Recycling Collections) the identified underspend will be applied to finance the 2013/14 revenue costs of the scheme.
- 2.4 A summarised salaries monitoring report for the period April to March 2014 is attached to this report in **Essential Reference Paper C**. An unfavorable variance of approximately £103,890 has been identified comparing actual salary costs for the financial year with the annual budget. The variance reflects the following:
- Costs in relation to interim support within Accountancy, HR/Facilities and the Housing Agency, and
 - Turnover being lower than anticipated during the year.

FINANCIAL ANALYSIS AND PERFORMANCE ANALYSIS

People

Financial analysis

- 2.5 Land Charges Income continued to overachieve in March 2014 as a result of the ongoing improvement in the District's housing market, resulting in a net overachievement of £80,000 approximately.

Performance analysis

- 2.6 **EHPI 3b – Usage: number of swims (16 – under 60 year olds).** Performance was 'Amber' for Quarter 4. Although performance was slightly below target, throughput is up in line with normal trend patterns. Lower than expected performance throughout 2013/14 has meant that the annual target was not met having achieved an annual outturn of 101,583 against a target of 105,000.
- 2.7 The following indicators were 'Green', meaning that the targets were either met or exceeded for March/Quarter 4 for 2014. They were:
- EHPI 129 – Response time to anti-social behaviour (ASB) complaints made to East Herts Council
 - EHPI 181 – Time taken to process Housing Benefit new claims and change events

- EHPI 3a – Usage: number of swims (under 16)
- EHPI 3c – Usage: number of swims (60 year old +)
- EHPI 4b – Usage: Gym (60 + year olds)
- EHPI 4a – Usage: Gym (16 – under 60 year olds)

2.8 In terms of the annual outturn:

Performance Indicator	Annual Status
EHPI 129 – Response time to anti social behaviour (ASB) complaints made to East Herts Council	indicator is on or above target
EHPI 181 – Time taken to process Housing Benefit new claims and change events	indicator is on or above target
EHPI 3a – Usage: number of swims (under 16)	indicator is on or above target
EHPI 3b – Usage: number of swims (16 – under 60 year olds)	indicator is 1-5% off target
EHPI 3c – Usage: number of swims (60 year old +)	indicator is on or above target
EHPI 4b – Usage: Gym (60 + year olds)	indicator is on or above target
EHPI 4a – Usage: Gym (16 – under 60 year olds)	indicator is on or above target

Please refer to **Essential Reference Paper 'B'** for full details.

Place

Financial analysis

2.9 The original 2013/14 budget included a planning contingency sum of £591k, which allows for unforeseen events to be funded in-year. Currently there is a balance of £443k which if not required during the year will result in an additional favourable variance over and above the £605,000 reported for the period. These budgets are for one-off areas of spend. No permanent service growth has been identified for the service costs detailed below for inclusion in the 2014/15 base budget.

	£000	Comment
Planning Contingency budget at the start of the financial year	591	
Less Committed Budget:	25	New Recycling Initiative
	40	Housing Needs Survey. Due to project slippage a request has been received to carry over the budget to 2014/15.
	24	Human Resources Post
	15	Review of Carpark Management Systems
	20	Resources to support the development of the Council's Investment Strategy
	0	Community Safety Partnership team cost of moving to Hertford Police Station. Recruitment process started March 2014. Post built into 2014/15 base budget. Budget no longer required for 2013/14
	12	Corporate ICT training. Agreed 21.01.2014.
	12	Social Enterprise Business Case – consultancy costs.
Planning Contingency still to be utilised	443	

2.10 The following planning contingency commitments have been identified and agreed by CMT for the 2014/15 budget:

£000	<i>On-going Financial Impact/One Off</i>	<i>Comment</i>
30	<i>One off</i>	<i>Carpark Consultation and signage</i>
52	<i>On-going</i>	<i>Carpark Pay and Display Policy: Enforcement Contract re evening Enforcement</i>
14	<i>One off</i>	<i>Information Analyst – 6 month contract</i>
11	<i>On-going</i>	<i>Microsoft Licensing</i>
TBC	<i>On-going</i>	<i>LGA Graduate – 2 year term</i>
43	<i>On-going</i>	<i>Corporate Project Co Coordinator</i>
20	<i>One off</i>	<i>Financial Services review</i>
12	<i>On-going</i>	<i>0.5 FTE Procurement Officer Permanent Post</i>
182	<i>TOTAL</i>	

Performance analysis

2.11 **EHPI 191 – Residual household waste per household.** Waste levels in March 2014 were slightly lower (1.7% or 3kgs) than March 2013.

2.12 **EHPI 192 – Percentage of household waste sent for reuse, recycling and composting.** Both composting and kerbside recycling collections were higher than previous year March 2013.

2.13 The following indicators were 'Green', meaning that the targets were either met or exceeded for March 2014. They were:

- EHPI 157a – Processing of planning applications: Major applications.
- EHPI 157b – Processing of planning applications: Minor applications.
- EHPI 157c – Processing of planning applications: Other

applications.

- EHPI 2.1d – Planning Enforcement: Initial Site Inspections
- EHPI 2.1e – Planning Enforcement: Service of formal notices
- EHPI 2.2 – Missed waste collections per 100,000 collections of household waste
- EHPI 2.4 – Fly-tips: Removal

2.14 However despite meeting the target for March 2014 the following indicators showed a declining trend when performance is compared to the previous month:

- EHPI 2.1d – Planning Enforcement: Initial Site Inspections
- EHPI 2.2 – Missed waste collections per 100,000 collections of household waste
- EHPI 2.4 – Fly-tips: Removal

2.15 In terms of the annual outturn:

Performance Indicator	Annual Status
EHPI 157a – Processing of planning applications: Major applications	indicator is 1-5% off target
EHPI 157b – Processing of planning applications: Minor applications	indicator is on or above target
EHPI 157c – Processing of planning applications: Other applications	indicator is on or above target
EHPI 2.1d – Planning Enforcement: Initial Site Inspections	indicator is on or above target
EHPI 2.1e – Planning Enforcement: Service of formal notices	indicator is on or above target
EHPI 191 – Residual household waste per household	indicator is on or above target
EHPI 192 – Percentage of household waste sent for reuse, recycling and composting	indicator is 1-5% off target
EHPI 2.2 – Missed waste collections per 100,000 collections of household waste	indicator is 6% or more off target

EHPI 2.4 – Fly-tips: Removal

indicator is on
or above target

Please refer to **Essential Reference Paper ‘B’** for full details.

Prosperity

Financial analysis

- 2.16 There continues to be increased planning activity within the District resulting in forecast additional income taking into account increased appeals activity of £160,000. The prior period variance has been reduced by the increased cost for Planning Appeals.
- 2.17 The projected cost of the Car park Enforcement Contract is expected to be £151,000 approximately for 2013/14 and increase since the last financial reporting period of £52,000.

Performance analysis

- 2.18 The following indicators were ‘Green’, meaning that targets were either met or exceeded for March/Quarter 4 for 2014. They were:
- EHPI 6.8 – Turnaround of pre NTO PCN challenges
 - EHPI 6.9 – Turnaround of NTO Representations
 - EHPI 8 – % of invoices paid on time
 - EHPI 12c – Total number of sickness absence days per FTE staff in post

Please refer to **Essential Reference Paper ‘B’** for full details.

- 2.19 In terms of the annual outturn:

Performance Indicator	Annual Status
EHPI 6.8 – Turnaround of pre NTO PCN challenges	indicator is on or above target
EHPI 6.9 – Turnaround of NTO Representations	indicator is on or above target
EHPI 8 – % of invoices paid on time	indicator is on or above target

EHPI 12c – Total number of sickness absence days per FTE staff in post

indicator is on or above target

2.20 Following ITSG meeting new targets have been set and will commence from 2014/15. Actual performance achieved year to date is set out in **Essential Reference Paper B**.

2.21 Executive are to note the updated position of the following three ICT measures:

- **EHPI 9.3 - Percentage Reduction in the Number of Incidents** – Performance will be reported from Quarter 1 2014/15 now that a baseline has been established for this measure.
- **EHPI 9.7 - Delivery of Key ICT Projects** - Performance against this indicator will begin in 2014/15 once the new Development programme has been agreed.
- **EHPI 9.8 - Delivery of Key Milestones in the ICT Strategy** - Targets for 2014/15 will be established once the new ICT Strategy is in place.

CAPITAL FINANCIAL SUMMARY

2.22 The table below sets out expenditure to 31 March 2014 against the Capital Programme. Members are invited to consider the overall position. **Essential Reference Paper 'D'** contains details of the 2013/14 Capital Programme. Comments are provided by the Project Control Officers in respect of individual schemes.

	Column 1	Column 2	Column 3	Column 5
Summary	2013/14 Original Estimate	2013/14 Revised Estimate	2013/14 Final Outturn	Variance Col 4 – Col 2
	£'000	£'000	£'000	£'000
People	2,315	1,221	1,122	(100)
Place	730	2,657	2,606	(51)
Prosperity	1,648	1,062	772	(289)
Re-profiling potential slippage	(250)	0	0	0

Total	4,443	4,941	4,500	(441)
--------------	--------------	--------------	--------------	--------------

2.23 The Executive are asked to approve:

- ICT Projects – Request for total slippage of £159,160 over various projects. The majority of the outstanding schemes will complete in early 2014/15.
- Footbridge over River Stort - £87,400. Retention payment held pending resolution of contractual issues.
- Heart of Bishop Stortford, Market Improvement Scheme - £45,300. Scheme still in development stage.
- Slippage on various other schemes totalling £42,430 on various other schemes.
- Total slippage into 2014/15 of £334,290.

2013/14 SAVINGS

2.24 The external auditor requires the Council to establish whether the 2013/14 savings offered up by Heads of Service and Managers and agreed by Members to set the 2013/14 Council Tax have actually been achieved. This is monitored and reported on a quarterly basis. **Essential Reference Paper 'F'** sets out those savings and using a RAG system of Red, Amber or Green Heads of Service and Managers have indicated the relevant RAG with accompanying narrative as to the savings status.

2.25 As at the end of the financial year 87% of the total savings have been classified as 'Green' or 'Amber' or alternative action taken.

STRATEGIC RISKS

2.26 Controls have been updated for all risks for the period January to March 2014. Scoring remains unchanged.

2.27 Please refer to **Essential Reference Paper 'G'** for the Strategic Risk Register.

2.28 Strategic risks have been reviewed for the 2014/15 financial year following consideration of the existing register, service plans and trends and emerging risks. The nine existing risks have been updated and will remain. New risks have been identified; the investment strategy, local plan, public health, increasing demands on services and the Here to Help programme.

3.0 Implications/Consultation

3.1 Information on any corporate issues and consultation associated with this report can be found within **Essential Reference Paper 'A'**.

Background Papers:

None

<http://online.eastherts.gov.uk/moderngov/ieListDocuments.aspx?CId=119&MId=1792&Ver=4>

Contact Officer:

In terms of performance issues

Ceri Pettit – Corporate Planning and Performance Manager

Ext 2240

ceri.pettit@eastherts.gov.uk

In terms of financial issues

Margaret Donaldson – Principal Accountant

Ext 2054

Margaret.donaldson@eastherts.gov.uk

Report Author:

Ceri Pettit – Corporate Planning and Performance Manager

Ext 2240

ceri.pettit@eastherts.gov.uk